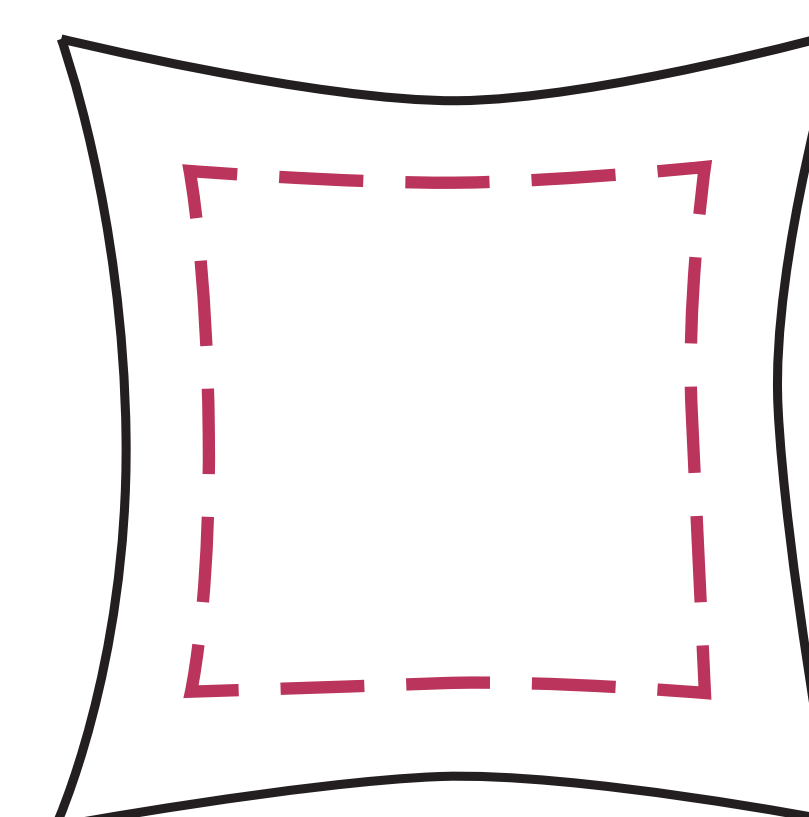


**X-FACTOR:** A term describing the result of tension at all corners and connection points of an Xpressions skin when placed on a frame. The artwork will be stretched with the least amount of distortion at the center of each quad, and the most distortion within the outer 3-5" of the skin. It is not a live area, as the image will be visible.



# 1×1 Flat XSNAP **SKIN A**

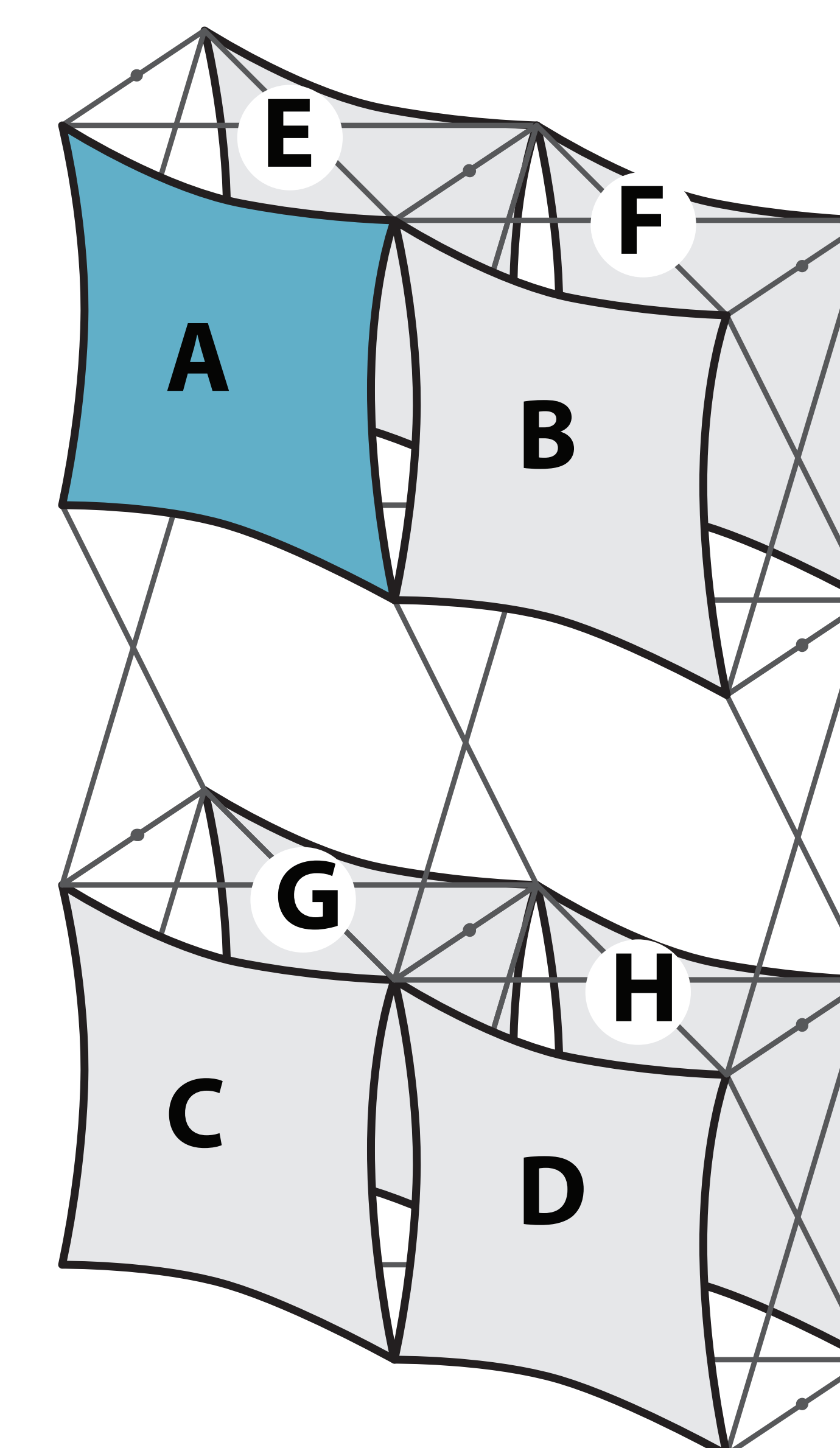
Print Size: 29.5"w × 29.5"h

Final Size: 28"w × 28"h

**X-FACTOR** shown: 3" in on all sides

## File Preparation Tips

- Design artwork to print size listed
- Submit layered files in their native program (Photoshop, Illustrator and InDesign are compatible programs)
- Supply all image links to ensure quality
- Keep resolution of images at a minimum 100 ppi (View document at print size to preview image quality)
- Include fonts for any live text OR convert text to outlines
- Maintain a consistent colorspace in artwork and links
- Keep Pantone colormatches indicated as spot colors



**XSNAP 2×3 Kit F**

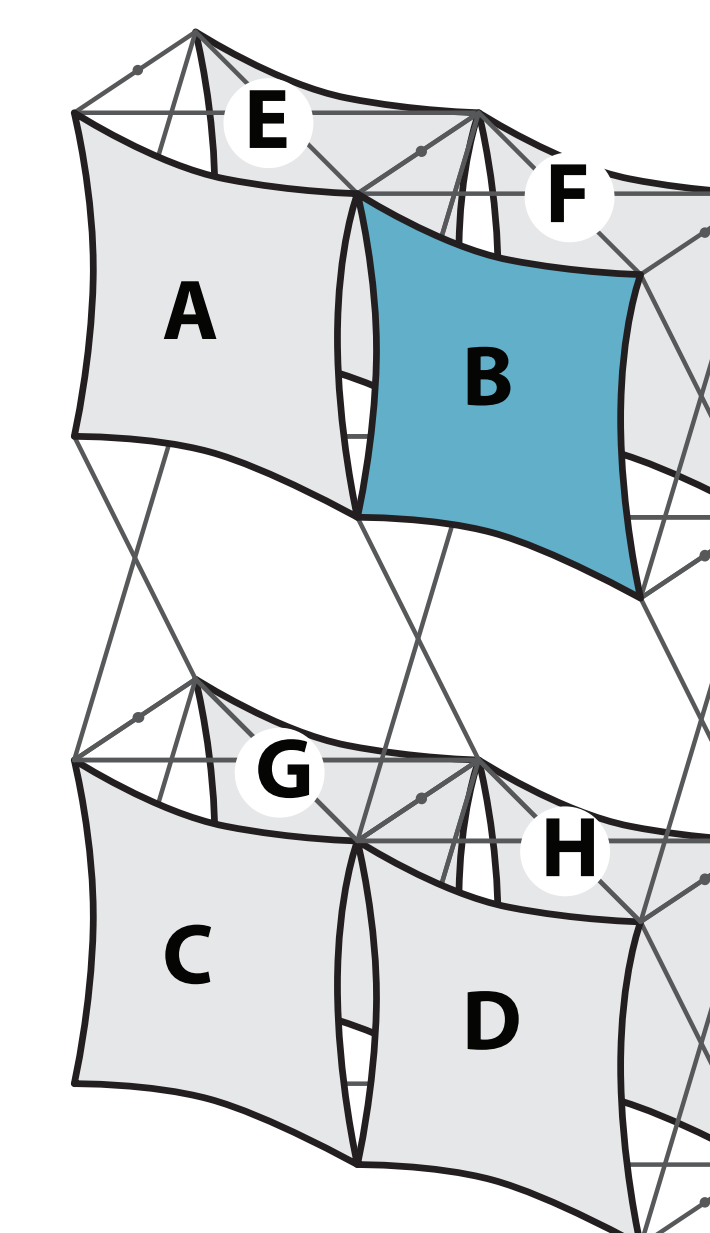
# 1×1 Flat

## XSNAP **SKIN B**

Print Size: 29.5"w × 29.5"h

Final Size: 28"w × 28"h

X-FACTOR shown: 3" in on all sides



**XSNAP 2×3 Kit F**

**X-FACTOR:** A term describing the result of tension at all corners and connection points of an Xpressions skin when placed on a frame. The artwork will be stretched with the least amount of distortion at the center of each quad, and the most distortion within the outer 3-5" of the skin. It is not a live area, as the image will be visible.

**NOTE:** Please design to the print size listed (indicated by the black outer line) for necessary bleed. If not provided, the layout will be adjusted to fit the print size and may not reflect the original intention.



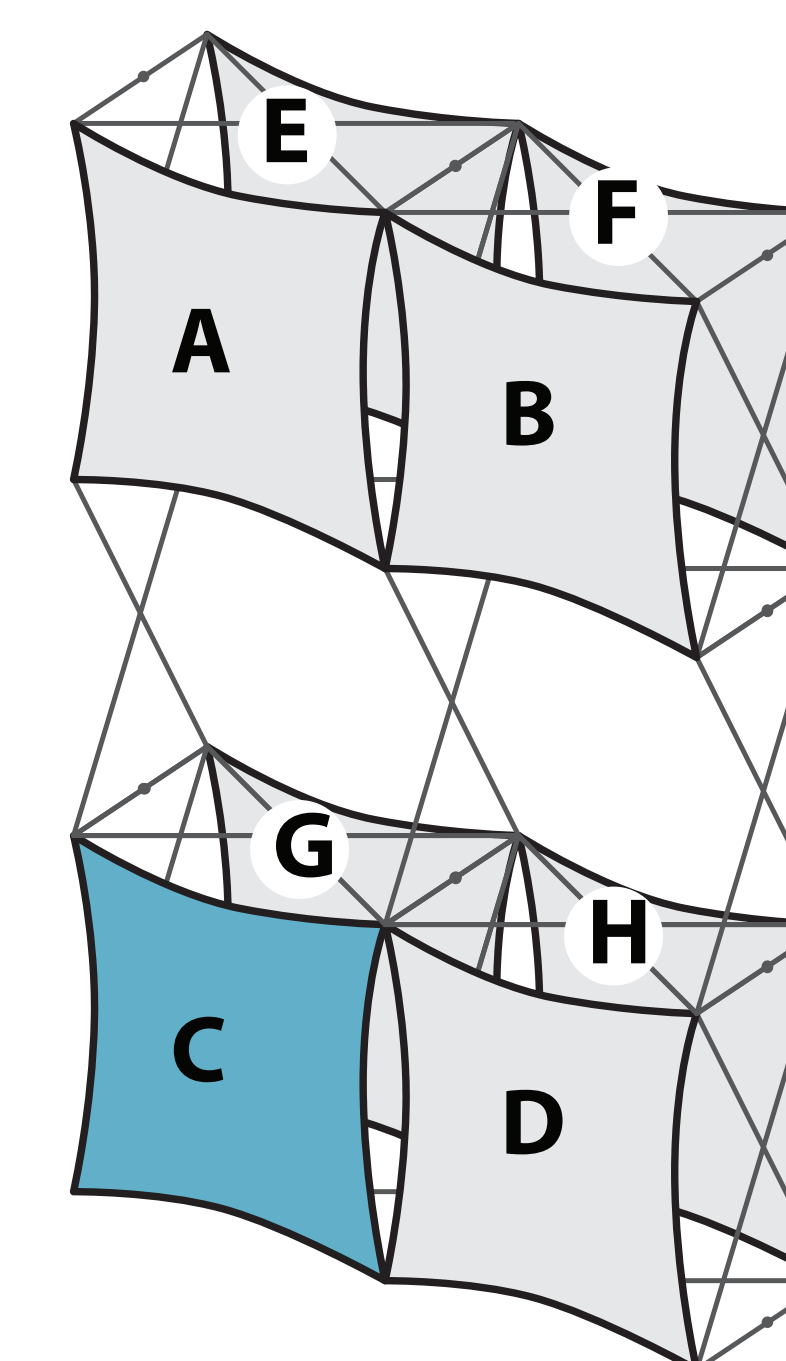
# 1×1 Flat

## XSNAP **SKIN C**

Print Size: 29.5"w × 29.5"h

Final Size: 28"w × 28"h

X-FACTOR shown: 3" in on all sides



**XSNAP 2×3 Kit F**

**X-FACTOR:** A term describing the result of tension at all corners and connection points of an Xpressions skin when placed on a frame. The artwork will be stretched with the least amount of distortion at the center of each quad, and the most distortion within the outer 3-5" of the skin. It is not a live area, as the image will be visible.

**NOTE:** Please design to the print size listed (indicated by the black outer line) for necessary bleed. If not provided, the layout will be adjusted to fit the print size and may not reflect the original intention.

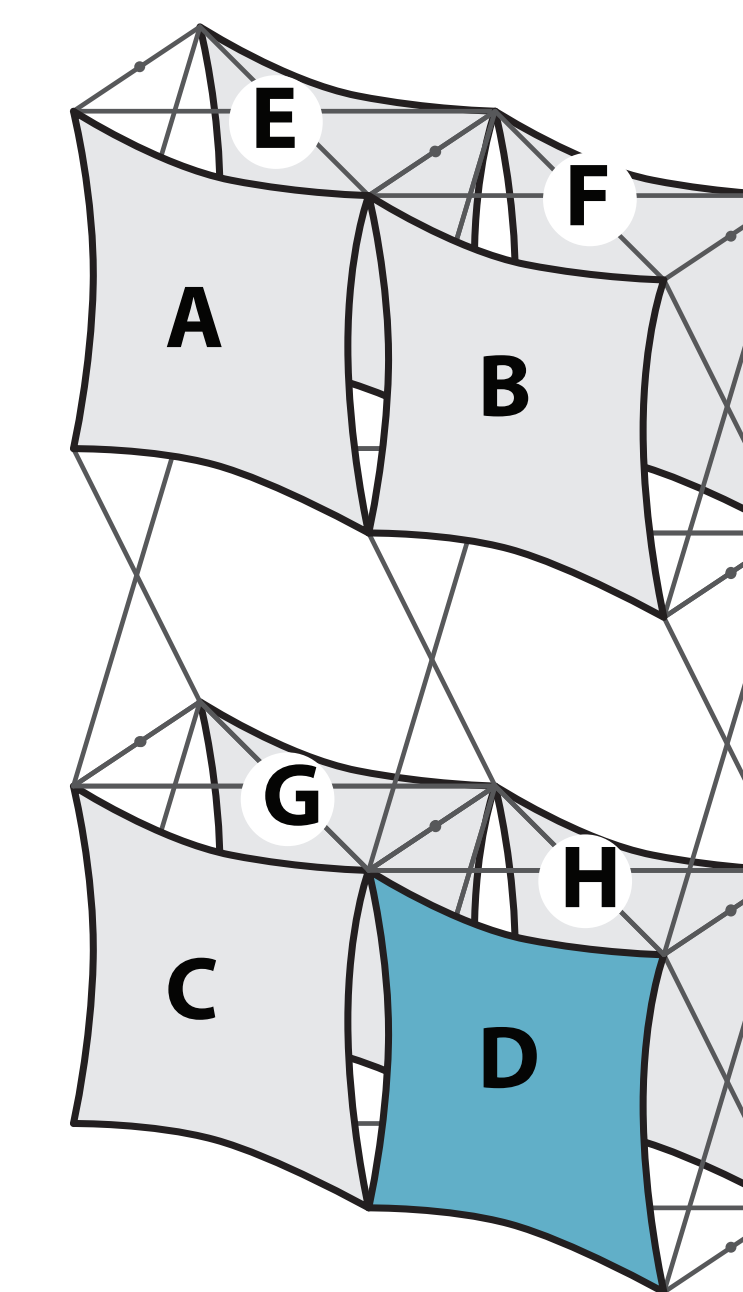
# 1x1 Flat

## XSNAP SKIN D

Print Size: 29.5"w x 29.5"h

Final Size: 28"w x 28"h

X-FACTOR shown: 3" in on all sides



XSNAP 2x3 Kit F

**X-FACTOR:** A term describing the result of tension at all corners and connection points of an Xpressions skin when placed on a frame. The artwork will be stretched with the least amount of distortion at the center of each quad, and the most distortion within the outer 3-5" of the skin. It is not a live area, as the image will be visible.

NOTE: Please design to the print size listed (indicated by the black outer line) for necessary bleed. If not provided, the layout will be adjusted to fit the print size and may not reflect the original intention.

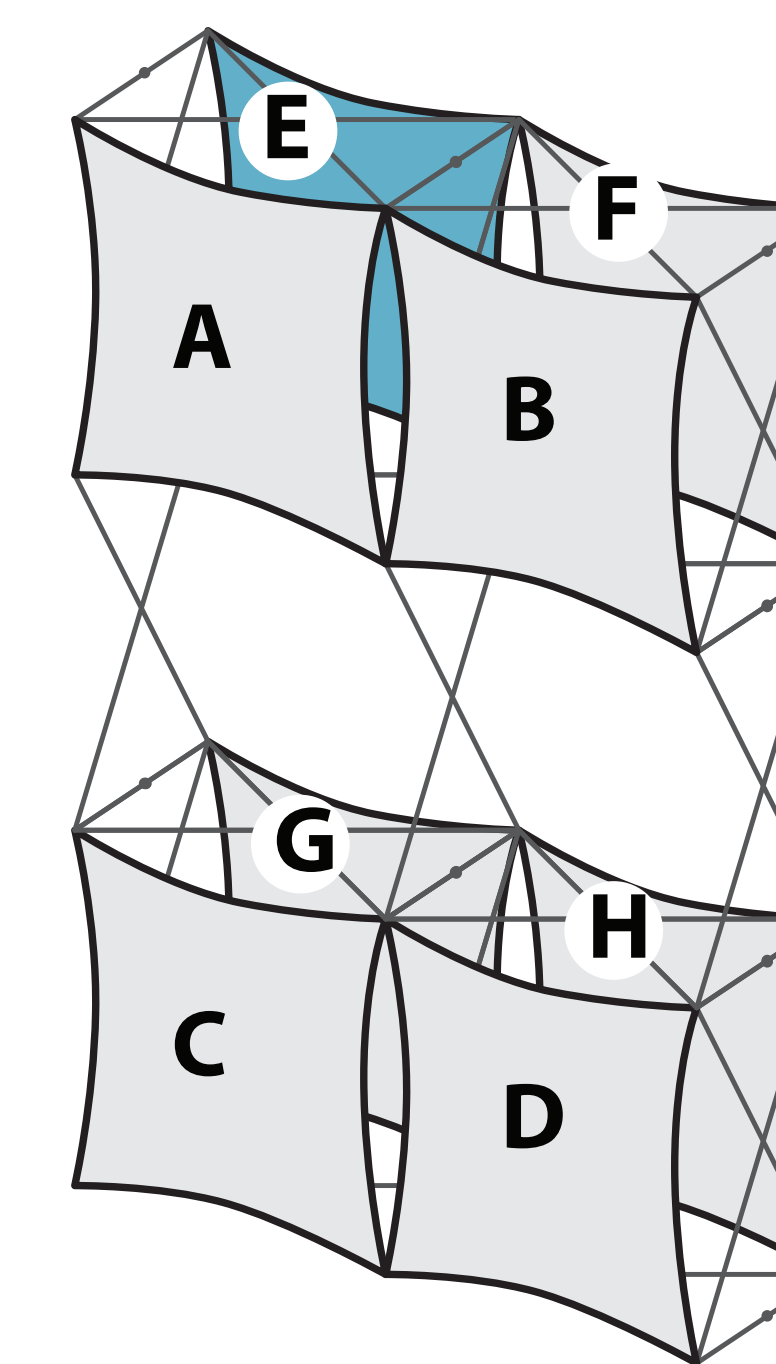
# 1×1 Flat

## XSNAP **SKIN E**

Print Size: 29.5"w × 29.5"h

Final Size: 28"w × 28"h

X-FACTOR shown: 3" in on all sides



**XSNAP 2×3 Kit F**

**X-FACTOR:** A term describing the result of tension at all corners and connection points of an Xpressions skin when placed on a frame. The artwork will be stretched with the least amount of distortion at the center of each quad, and the most distortion within the outer 3-5" of the skin. It is not a live area, as the image will be visible.

**NOTE:** Please design to the print size listed (indicated by the black outer line) for necessary bleed. If not provided, the layout will be adjusted to fit the print size and may not reflect the original intention.



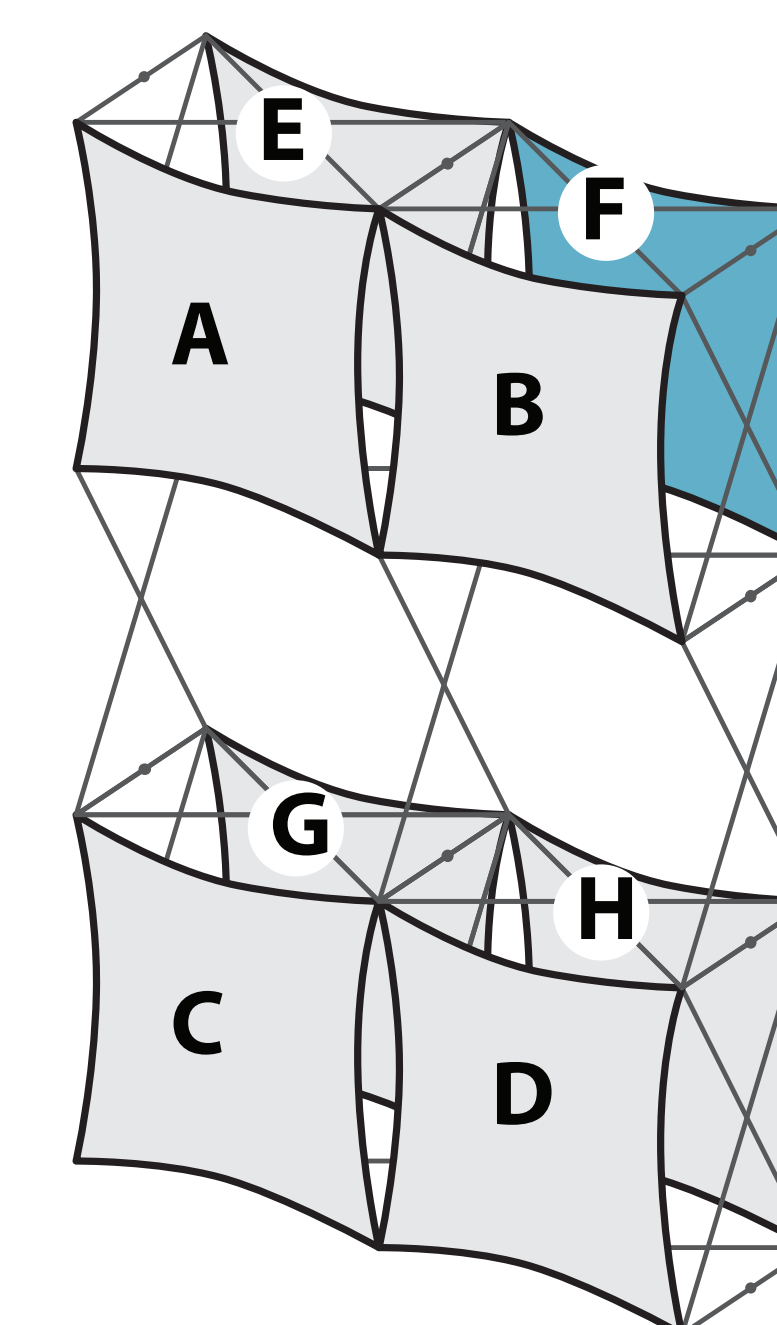
# 1×1 Flat

## XSNAP **SKIN F**

Print Size: 29.5"w × 29.5"h

Final Size: 28"w × 28"h

X-FACTOR shown: 3" in on all sides



**XSNAP 2×3 Kit F**

**X-FACTOR:** A term describing the result of tension at all corners and connection points of an Xpressions skin when placed on a frame. The artwork will be stretched with the least amount of distortion at the center of each quad, and the most distortion within the outer 3-5" of the skin. It is not a live area, as the image will be visible.

NOTE: Please design to the print size listed (indicated by the black outer line) for necessary bleed. If not provided, the layout will be adjusted to fit the print size and may not reflect the original intention.

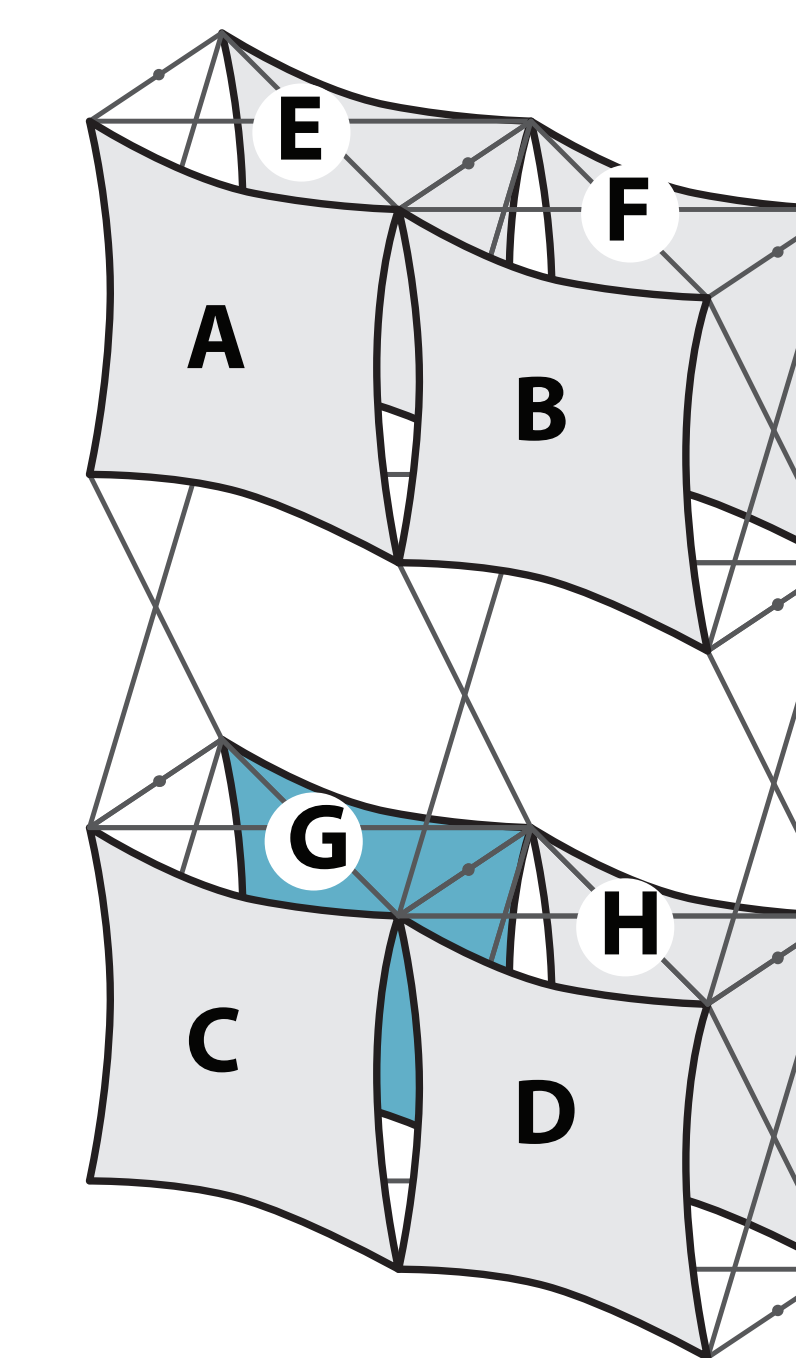
# 1×1 Flat

## XSNAP **SKIN G**

Print Size: 29.5"w × 29.5"h

Final Size: 28"w × 28"h

X-FACTOR shown: 3" in on all sides



**XSNAP 2×3 Kit F**

**X-FACTOR:** A term describing the result of tension at all corners and connection points of an Xpressions skin when placed on a frame. The artwork will be stretched with the least amount of distortion at the center of each quad, and the most distortion within the outer 3-5" of the skin. It is not a live area, as the image will be visible.

NOTE: Please design to the print size listed (indicated by the black outer line) for necessary bleed. If not provided, the layout will be adjusted to fit the print size and may not reflect the original intention.

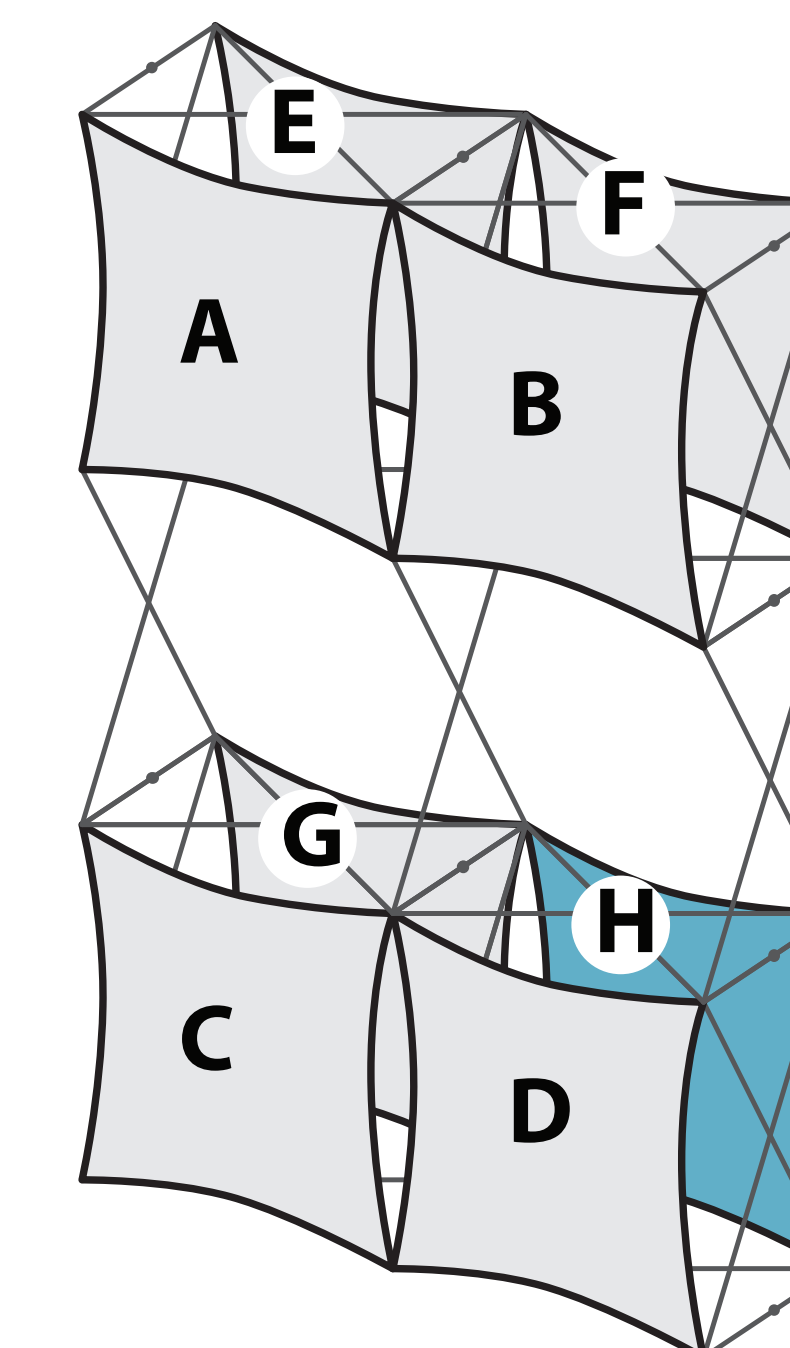
# 1×1 Flat

## XSNAP **SKIN H**

Print Size: 29.5"w × 29.5"h

Final Size: 28"w × 28"h

X-FACTOR shown: 3" in on all sides



**XSNAP 2×3 Kit F**

**X-FACTOR:** A term describing the result of tension at all corners and connection points of an Xpressions skin when placed on a frame. The artwork will be stretched with the least amount of distortion at the center of each quad, and the most distortion within the outer 3-5" of the skin. It is not a live area, as the image will be visible.

**NOTE:** Please design to the print size listed (indicated by the black outer line) for necessary bleed. If not provided, the layout will be adjusted to fit the print size and may not reflect the original intention.